



District Report Card: 2017


State: Tripura	District: Sepahijala
Class: 3	Subject: Language
Schools: 58	Students: 970


Participation/Coverage


Students

GENDER 	Boys		Girls	
	Number	%	Number	%
	463	47.73	507	52.27

AREA 	Rural		Urban	
	Number	%	Number	%
	861	88.76	109	11.24

CATEGORY 	SC		ST		OBC		GEN	
	Number	%	Number	%	Number	%	Number	%
	223	22.99	138	14.23	210	21.65	399	41.13

CWSN 	LD	VI	HI	S&LD	ID	Oth
	0	0	0	2	2	8

Management 	Government		Government-aided	
	Number	%	Number	%
	970	100.00	0	0.00

Average Performance of Students in Language (%)

Overall	Gender		Area		Management		Social Group			
	Male	Female	Rural	Urban	Govt.	Aided	SC	ST	OBC	GEN
67.97	67.62	68.28	67.74	69.72	67.97	0.00	67.00	58.07	65.30	73.33

Performance on Learning Outcomes (LOs)

Learning Outcomes	Description	Average Performance(%)
L304	Reads small texts with comprehension i.e., identifies main ideas, details, sequence and draws conclusions	69.58
L312	Reads printed scripts on the classroom walls: poems, posters, charts etc.	64.74

Range of Performance of Students who Answered Correctly							
Below 30%		30% - 50%		50% - 75%		Above 75%	
Number	%	Number	%	Number	%	Number	%
90	9.28	113	11.65	351	36.19	416	42.89

Lowest Performing Learning Outcomes (LOs)

1 - Reads printed scripts on the classroom walls: poems, posters, charts etc. (64.74)

2 - Reads small texts with comprehension i.e., identifies main ideas, details, sequence and draws conclusions (69.58)